4000–5000 MHz GaN Packaged Power Amplifier — PSAT ≥ 45 dBm

LCI-PA-4000-5000-PS45MIN · 4000–5000 MHz · GaN Packaged Power Amplifier.

The RF table specifies: PSAT ≥ 45 dBm; Power gain ≥ 26 dB; PAE 50 % (typical). RF test conditions: Vd = +28 V; Vg = -3.05 V; D = 10%; Pin = 19 dBm.



CMW010B

Apply gate bias before drain bias. Remove drain bias before gate bias.

Vg: C = 10 µF

Vg: 1, 3

RFin: 2

Vd: 4, 6

RFout: 5

Package outline dimensions: 18.03 × 8.7 mm.

RF characteristics

Vd = +28 V; Vg = -3.05 V; D = 10%; Pin = 19 dBm

Parameter	Symbol	Minimum	Typical	Maximum	Unit
Operating frequency	f	4000	-	5000	MHz
Saturated output power	-	45	-	-	dBm
Power gain	-	26	-	-	dB
Power-added efficiency	-	40	50	-	%
Power-gain flatness	-	-	-	±0.5	dB

DC bias and current

Parameter	Symbol	Minimum	Typical	Maximum	Value	Unit
Drain voltage	-	-	-	-	28	V
Gate voltage	-	-	-	-	-3.05	V

Absolute limits

Absolute limits; these are not normal operating targets.

Parameter	Symbol	Minimum	Typical	Maximum	Unit
Maximum drain-source voltage	-	-	-	32	V
Minimum gate bias	-	-5	-	-	V
Storage temperature	-	-65	-	150	°C
Maximum input power	-	-	-	24	dBm

Package outline dimensions

Parameter	Value	Unit
Package outline dimensions	18.03 × 8.7	mm
Terminal span	14.7	mm

Current publication record · 1.6 · 2026-11-12. Product description or editorial content updated. Replaces revision 1.5.

Integration notes

CMW010B Apply gate bias before drain bias. Remove drain bias before gate bias. Vg: C = 10 µF Vg: 1, 3 RFin: 2 Vd: 4, 6 RFout: 5

Mechanical Outline

Partial drawing showing confirmed dimensions in mm. Use the complete installation drawing for installation.

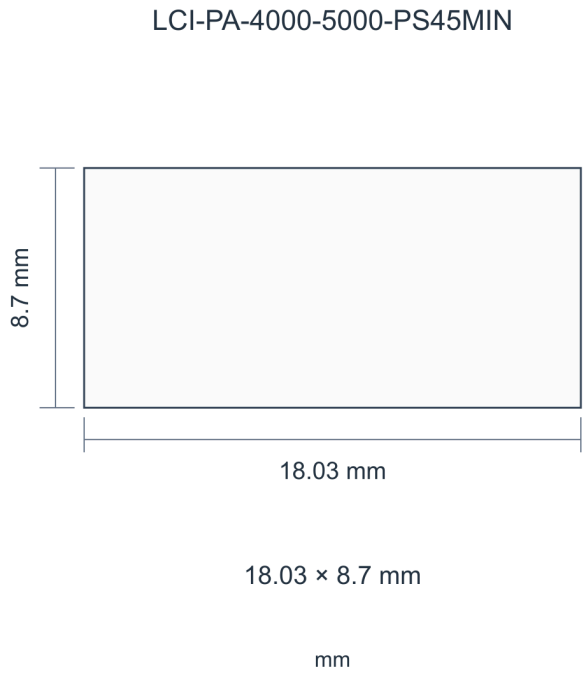

Performance curves

Each performance plot applies to its stated operating conditions.

Saturated output power; Power-added efficiency; Dynamic drain current; Power gain.

Figure notes: TA=+25°C; Vd=+28V; Vg=-2.8V; Pin=19dBm. Readings are approximate. Duty cycle = 10%.

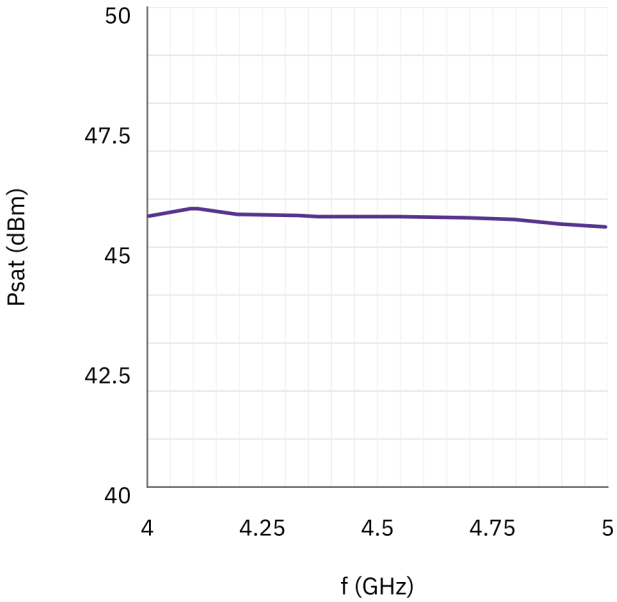

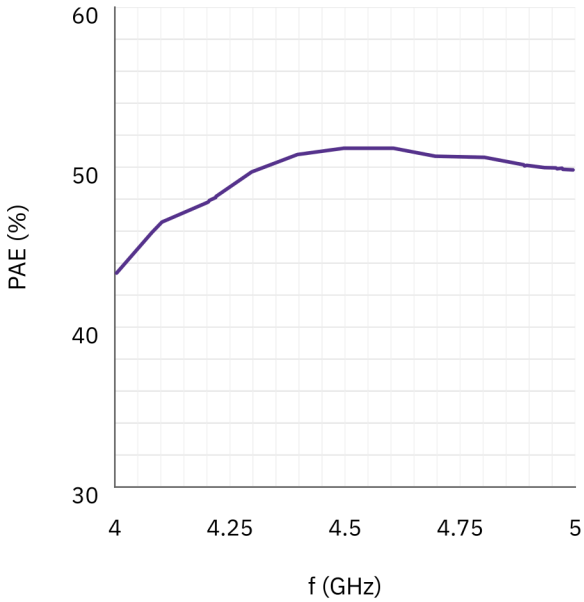

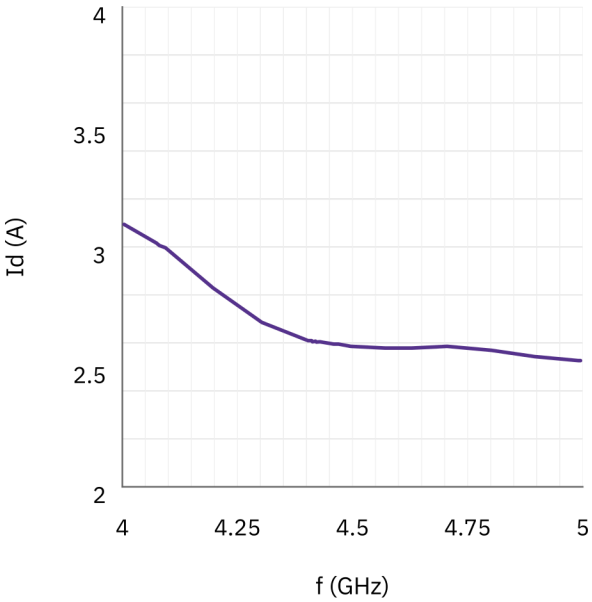

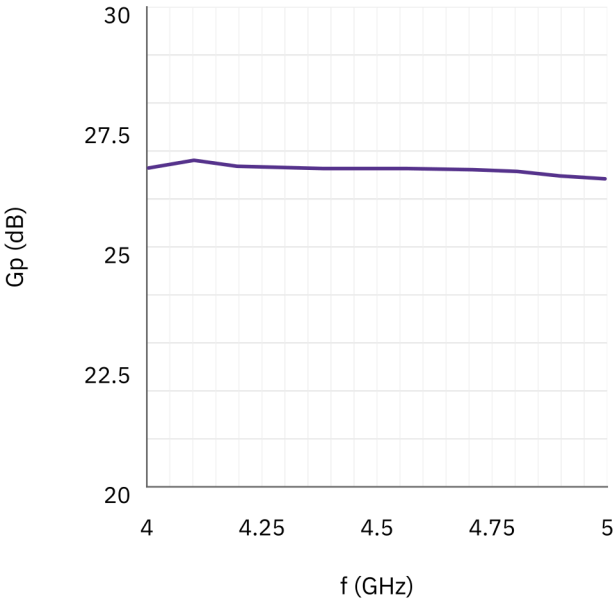

Continuous wave (CW) — Saturated output power; Power-added efficiency; Dynamic drain current; Power gain.

Figure notes: TA=+25°C; Vd=+28V; Vg=-2.8V; Pin=19dBm. Readings are approximate.

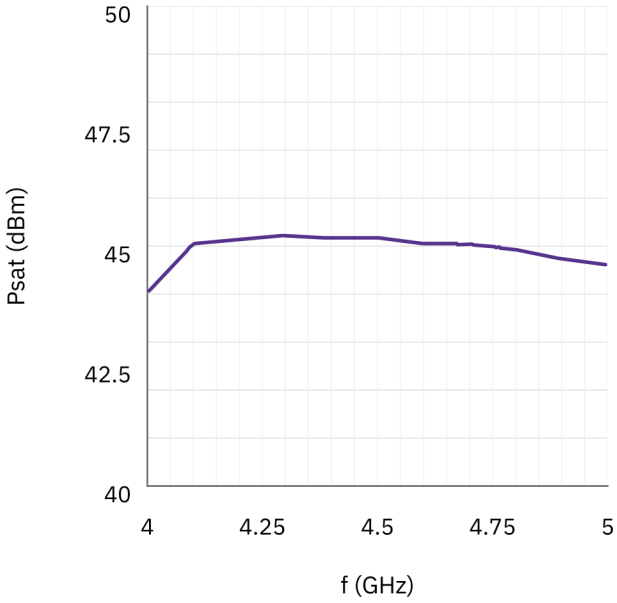

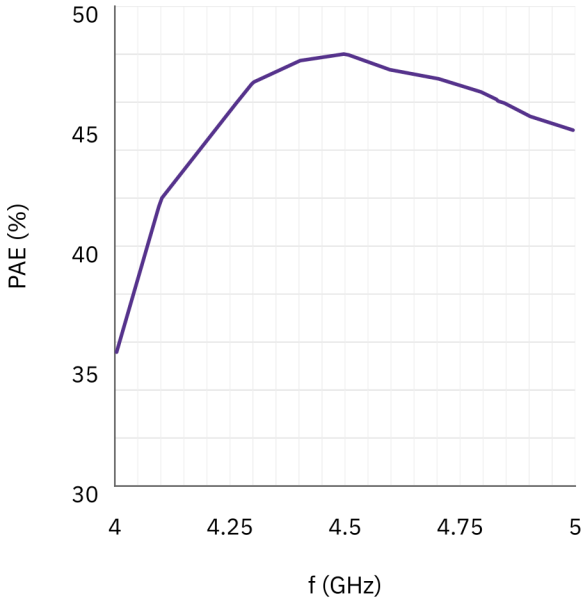

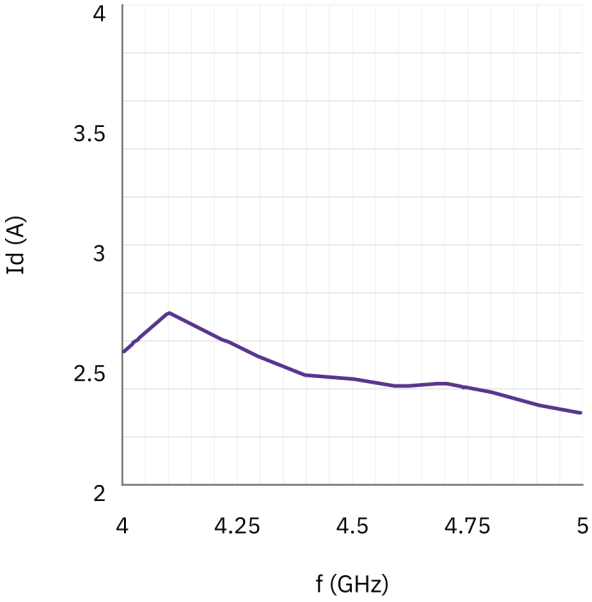

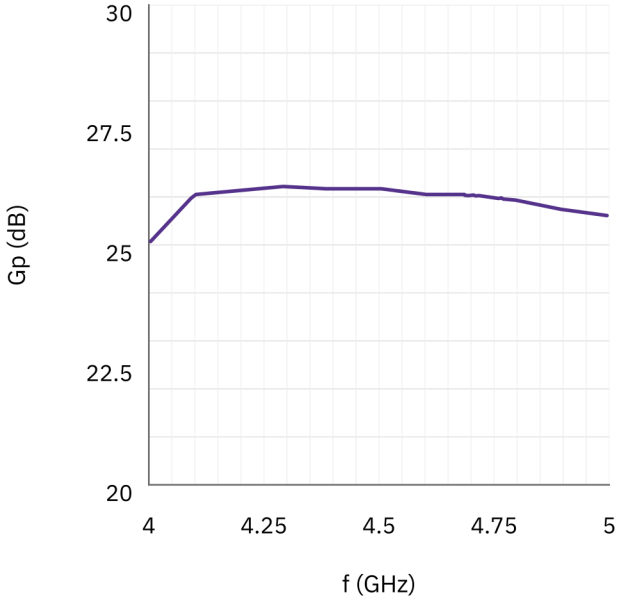

Document notice

Specifications are subject to revision. Before design release, confirm the current document revision and product-specific requirements with LCRF. The approved quotation and order documentation define the supplied configuration.