3400–4800 MHz GaN Packaged Power Amplifier — PSAT 43 dBm (typical)

LCI-PA-3400-4800-PS43T · 3400–4800 MHz · GaN Packaged Power Amplifier.

The RF table specifies: PSAT 43 dBm (typical); Power gain 23 dB (typical); PAE 45 % (typical). RF test conditions: Vd = +28 V; Vg = -2.8 V; Pin = 20 dBm; CW.



CMW010B

Apply gate bias before drain bias. Remove drain bias before gate bias.

Vg: C = 10 µF

Vg: 1, 3

RFin: 2

Vd: 4, 6

RFout: 5

Package outline dimensions: 18.03 × 8.7 mm.

RF characteristics

Vd = +28 V; Vg = -2.8 V; Pin = 20 dBm; CW

Parameter	Symbol	Minimum	Typical	Maximum	Unit
Operating frequency	f	3400	-	4800	MHz
Saturated output power	-	42	43	-	dBm
Power gain	-	22	23	-	dB
Power-added efficiency	-	35	45	-	%
Power-gain flatness	-	-	-	±1	dB

DC bias and current

Parameter	Symbol	Minimum	Typical	Maximum	Value	Unit
Drain voltage	-	-	-	-	28	V
Gate voltage	-	-	-	-	-2.8	V

Absolute limits

Absolute limits; these are not normal operating targets.

Parameter	Symbol	Minimum	Typical	Maximum	Unit
Maximum drain-source voltage	-	-	-	32	V
Minimum gate bias	-	-5	-	-	V
Storage temperature	-	-65	-	150	°C
Maximum input power	-	-	-	24	dBm

Package outline dimensions

Parameter	Value	Unit
Package outline dimensions	18.03 × 8.7	mm
Terminal span	14.7	mm

Current publication record · 1.6 · 2026-11-12. Product description or editorial content updated. Replaces revision 1.5.

Integration notes

CMW010B Apply gate bias before drain bias. Remove drain bias before gate bias. Vg: C = 10 µF Vg: 1, 3 RFin: 2 Vd: 4, 6 RFout: 5

Mechanical Outline

Partial drawing showing confirmed dimensions in mm. Use the complete installation drawing for installation.

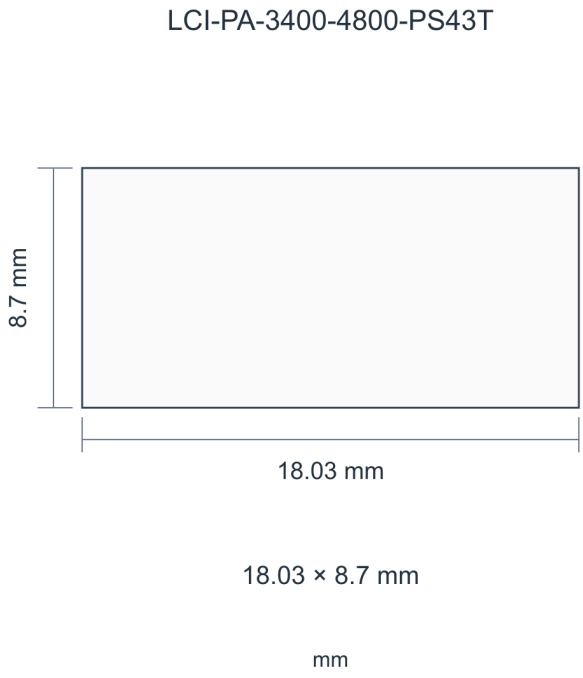

Performance curves

Each performance plot applies to its stated operating conditions.

Continuous wave (CW) — Saturated output power; Power-added efficiency; Dynamic drain current; Power gain; IMD3.
Figure notes: Vd=+28V; Vg=-2.8V; Pin=20dBm. Readings are approximate. IMD3: Pout = 38 dBm; Vg = −3 V.

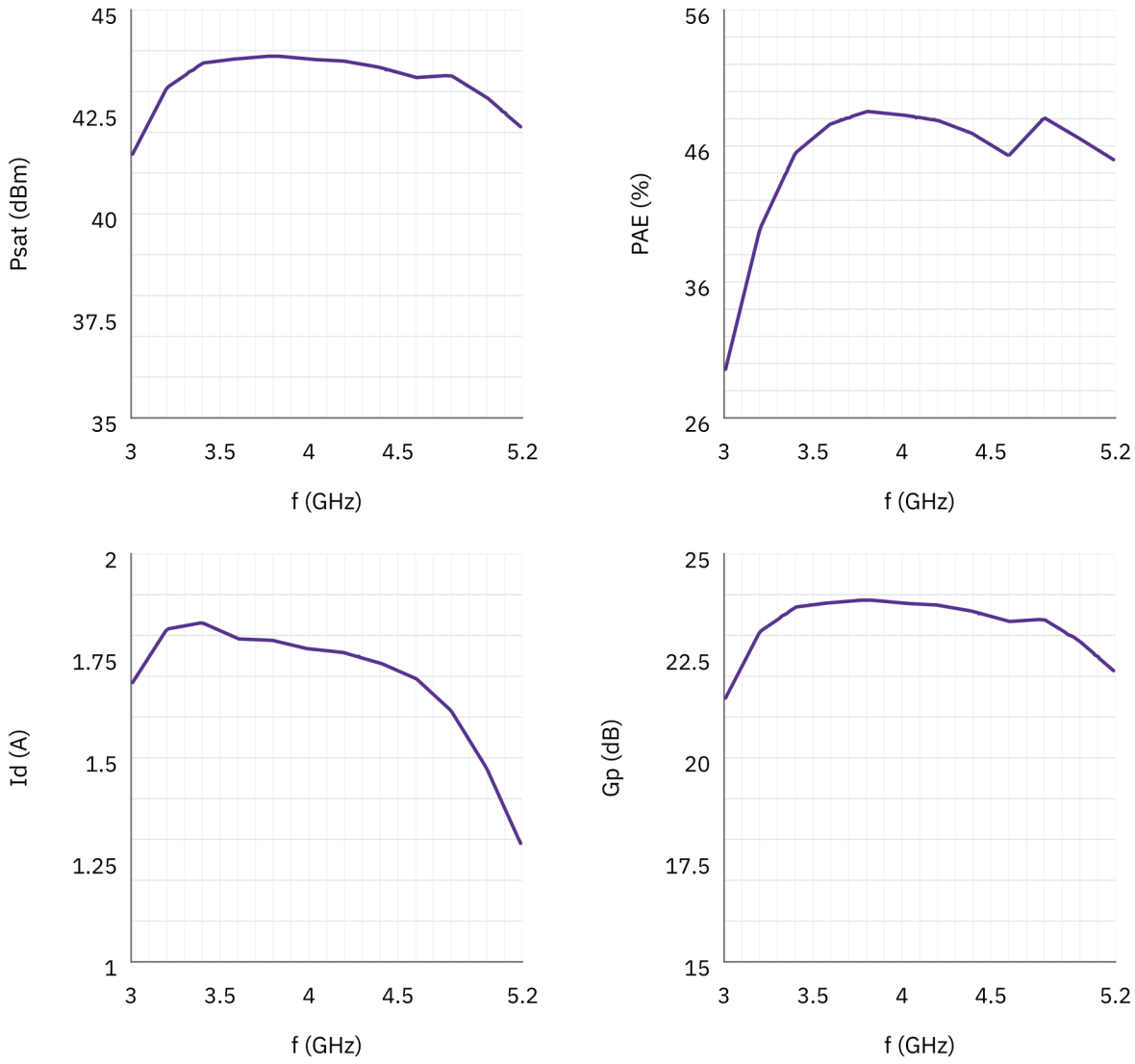

IMD3 | Pout = 38 dBm · Vg = −3 V

f (GHz)	IMD3 L (dBc)	IMD3 R (dBc)
3.7	−29.56	−29.87
4.1	−29.4	−29.8
4.5	−28.8	−29.2

Document notice

Specifications are subject to revision. Before design release, confirm the current document revision and product-specific requirements with LCRF. The approved quotation and order documentation define the supplied configuration.