2000–8000 MHz GaN Packaged Power Amplifier — PSAT 42.5 dBm (typical)

LCI-PA-2000-8000-PS42p5T · 2000–8000 MHz · GaN Packaged Power Amplifier.



The RF table specifies: PSAT 42.5 dBm (typical); Power gain 15.5 dB (typical); PAE 28 % (typical). RF test conditions: TA = +25 °C; Vd = +28 V; Vg = -2.4 V; Pin = 27 dBm; CW.

CMW010B

Apply gate bias before drain bias. Remove drain bias before gate bias.

Vg: C = 10 µF

Vg: 1, 3

RFin: 2

Vd: 4, 6

RFout: 5

Package outline dimensions: 18.03 × 8.7 mm.

RF characteristics

TA = +25 °C; Vd = +28 V; Vg = -2.4 V; Pin = 27 dBm; CW

Parameter	Symbol	Minimum	Typical	Maximum	Unit
Operating frequency	f	2000	-	8000	MHz
Saturated output power	-	40	42.5	-	dBm
Power gain	-	13	15.5	-	dB
Power-added efficiency	-	25	28	-	%
Power-gain flatness	-	-	-	±1.5	dB

DC bias and current

Parameter	Symbol	Minimum	Typical	Maximum	Value	Unit
Drain voltage	-	-	-	-	28	V
Gate voltage	-	-	-	-	-2.4	V

Absolute limits

Absolute limits; these are not normal operating targets.

Parameter	Symbol	Minimum	Typical	Maximum	Unit
Maximum drain-source voltage	-	-	-	32	V
Minimum gate bias	-	-5	-	-	V
Storage temperature	-	-65	-	150	°C

Package outline dimensions

Parameter	Value	Unit
Package outline dimensions	18.03 × 8.7	mm
Terminal span	14.7	mm

Current publication record · 1.6 · 2026-11-12. Product description or editorial content updated. Replaces revision 1.5.

Integration notes

CMW010B Apply gate bias before drain bias. Remove drain bias before gate bias. Vg: C = 10 µF Vg: 1, 3 RFin: 2 Vd: 4, 6 RFout: 5

Mechanical Outline

Partial drawing showing confirmed dimensions in mm. Use the complete installation drawing for installation.

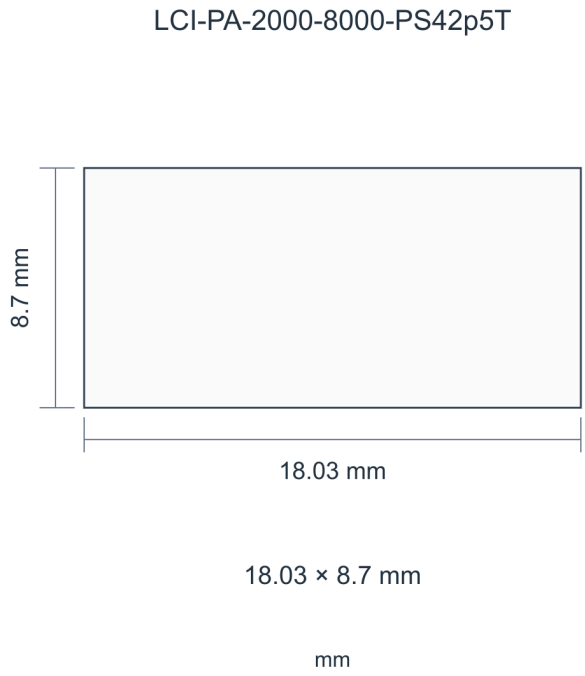

Performance curves

Each performance plot applies to its stated operating conditions.

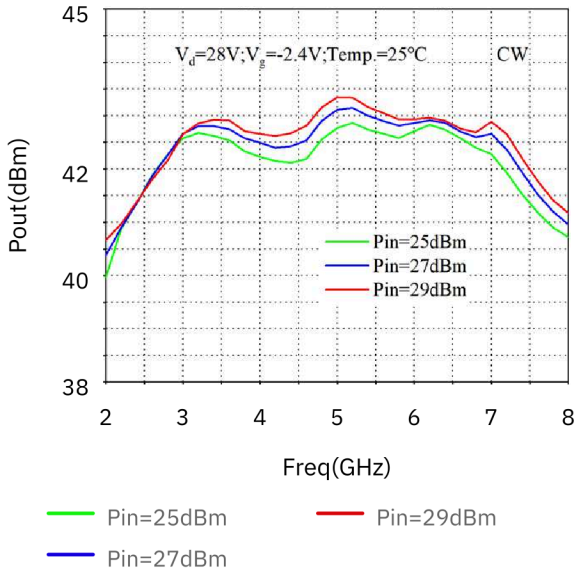

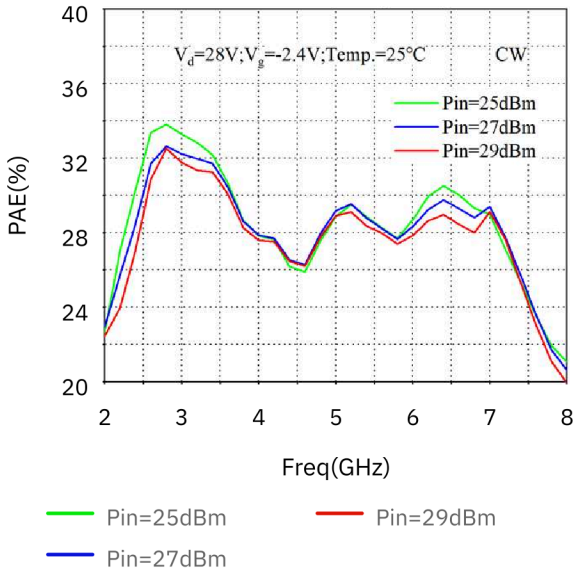

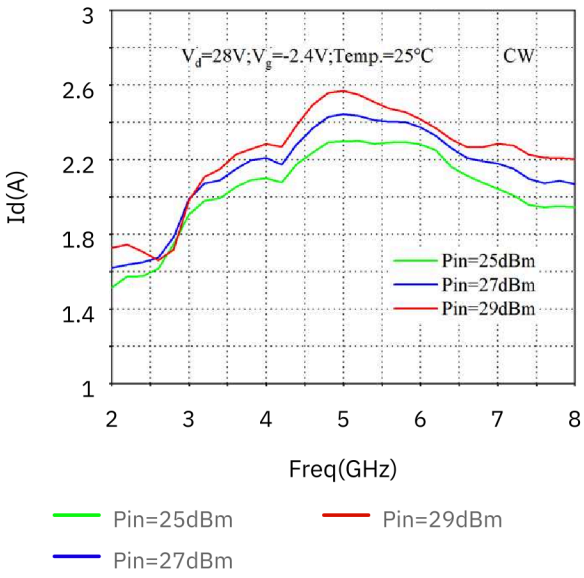

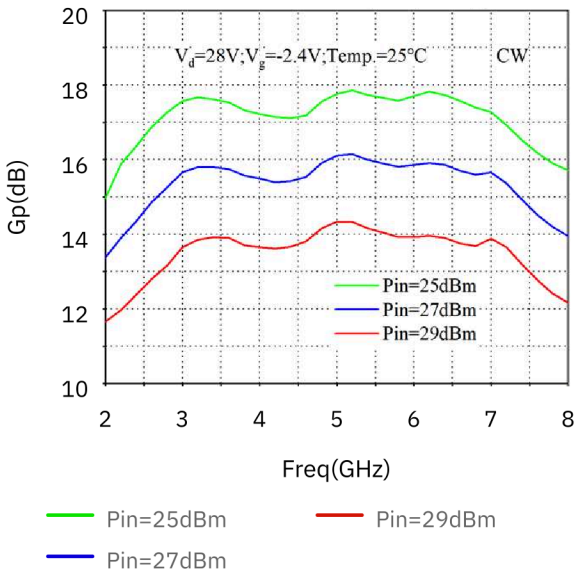

Output power; Power-added efficiency; Drain current; Power gain. Vd = 28 V; Vg = -2.4 V; TA = 25 °C; CW; Pin = 25/27/29 dBm.

Document notice

Specifications are subject to revision. Before design release, confirm the current document revision and product-specific requirements with LCRF. The approved quotation and order documentation define the supplied configuration.