200–2200 MHz Metal-ceramic packaged GaN MMIC power amplifier

LCI-PA-200-2200-PS41T — 200–2200 MHz Metal-ceramic packaged GaN MMIC power amplifier.

Saturated output power: 39.5 dBm (minimum) / 41 dBm (typical); Power gain: 23.5 dB (minimum) / 25 dB (typical); Power-added efficiency: 40 % (minimum) / 50 % (typical).

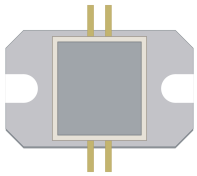

RF characteristics

TA = +25 °C; Vd = +28 V; Vg = -2.6 V; Pin = +16 dBm

Parameter	Symbol	Minimum	Typical	Maximum	Unit
Operating frequency	-	200	-	2200	MHz
Saturated output power	-	39.5	41	-	dBm
Power gain	-	23.5	25	-	dB
Power-gain flatness	-	-	-	±1	dB
Power-added efficiency	-	40	50	-	%
Small-signal gain	-	-	30	-	dB
Small-signal gain flatness	-	-	-	±2	dB
Input VSWR	-	-	1.5	2	-

DC bias and current

Parameter	Symbol	Minimum	Typical	Maximum	Value	Unit
Drain voltage	-	-	-	-	28	V
Gate voltage	-	-	-	-	-2.6	V

Electrical characteristics

Parameter	Symbol	Minimum	Typical	Maximum	Value
Package	-	-	-	-	QF92-4AC
Supply pin	-	-	-	-	1 (Vg)
RF input pin	-	-	-	-	2
Supply pin	-	-	-	-	3 (Vd)
RF output pin	-	-	-	-	4

Absolute limits

Parameter	Symbol	Minimum	Typical	Maximum	Unit
Maximum drain-source voltage	-	-	-	32	V
Minimum gate bias	-	-5	-	-	V
Maximum input power	-	-	-	20	dBm

Environmental specifications

Parameter	Symbol	Minimum	Typical	Maximum	Unit
Storage temperature	-	-65	-	150	°C

Die dimensions

Parameter	Value	Unit
Plan-view die dimensions	21 × 13	mm

Flange plan dimensions only, in mm; not the complete package and lead envelope.

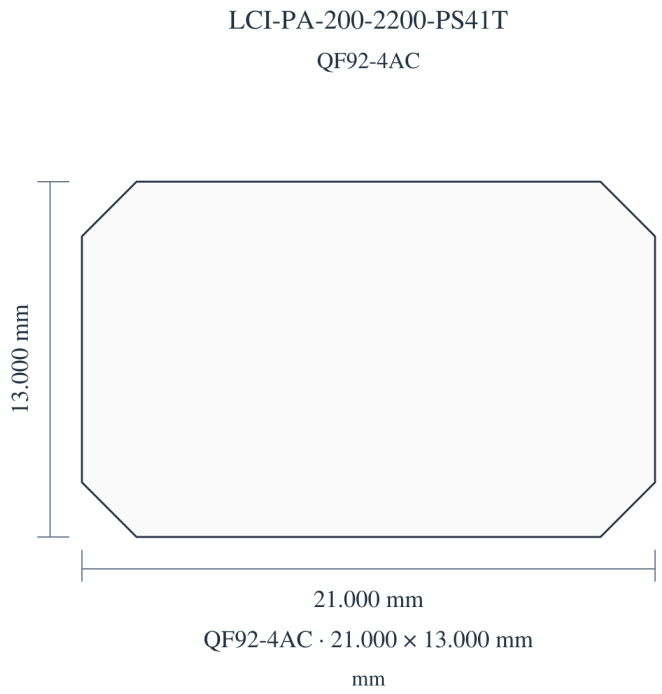

Current publication record · 1.5 · 2026-11-12. Product description or editorial content updated. Replaces revision 1.4.

Performance curves

Read each figure with its stated operating conditions.

Continuous wave (CW) — Saturated output power; Power-added efficiency; Dynamic drain current; Power gain.

Figure notes: TA=+25°C; Vd=+28V; Vg=-2.4V; Pin=16dBm. Readings are approximate.

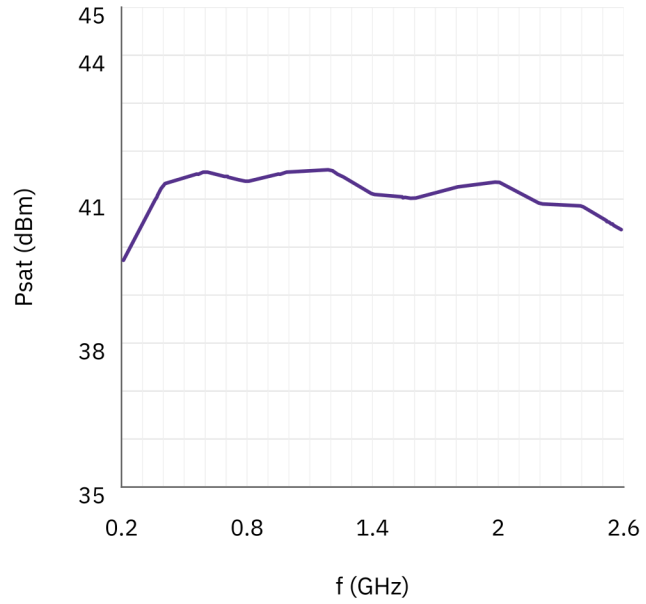

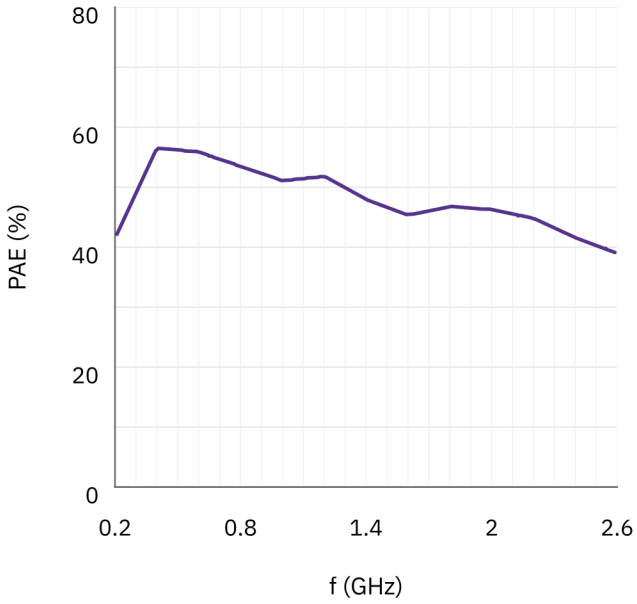

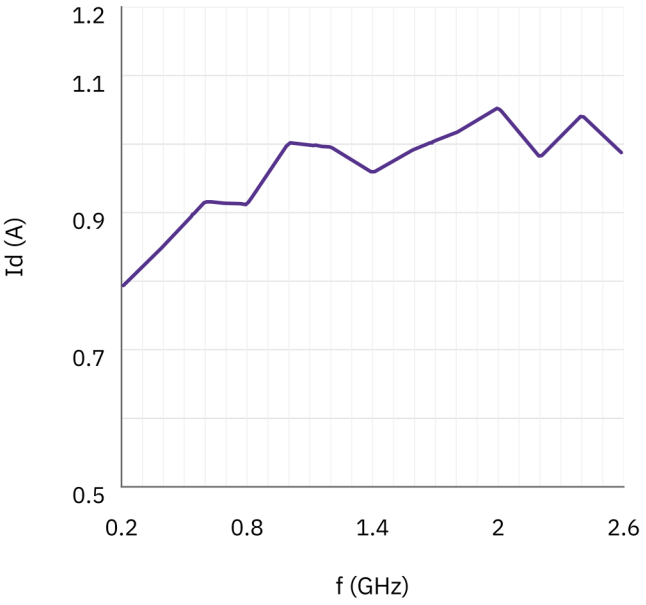

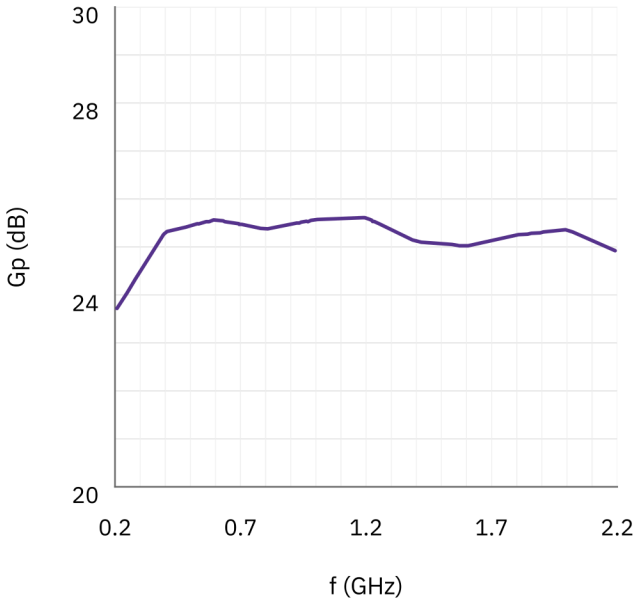

Document notice

Specifications are subject to revision. Before design release, confirm the current document revision and product-specific requirements with LCRF. The approved quotation and order documentation define the supplied configuration.