DC–14000 MHz GaAs Packaged RF Limiter — Pp 37 dBm; CW

LCI-LIM-DC-14000-PICW37T · DC–14000 MHz · GaAs Packaged RF Limiter.



The RF table specifies: Insertion loss 0.5 dB (typical); Limiting level 15 dBm (typical); Input power handling 37 dBm (typical); CW. RF test conditions: TA = +25 °C.

QFN16L

RF IN: 6, 7

RF OUT: 14, 15

GND: 1, 4, 9, 12, 17

N/C: 2, 3, 5, 8, 10, 11, 13, 16

Package outline dimensions: 3 × 3 × 0.75 mm.

RF characteristics

TA = +25 °C

Parameter	Symbol	Minimum	Typical	Maximum	Value	Unit
Operating frequency	f	DC	-	14000	DC–14000	MHz
Insertion loss	IL	0.1	0.5	0.65	-	dB
Limiting level	PLim	-	15	-	-	dBm
Input power handling	Pp	-	37	-	CW	dBm
Input VSWR	-	-	1.5	1.7	-	-
Output VSWR	-	-	1.5	1.7	-	-

Absolute limits

Absolute limits; these are not normal operating targets.

Parameter	Symbol	Minimum	Typical	Maximum	Unit
Maximum input power [1]	-	-	-	37	dBm
Storage temperature	-	-65	-	150	°C
Operating temperature	-	-55	-	125	°C

[1] CW

Package outline dimensions

Parameter	Value	Unit
Package outline dimensions	3 × 3 × 0.75	mm

Current publication record · 1.7 · 2026-11-12. Product description or editorial content updated. Replaces revision 1.6.

Integration notes

QFN16L RF IN: 6, 7 RF OUT: 14, 15 GND: 1, 4, 9, 12, 17 N/C: 2, 3, 5, 8, 10, 11, 13, 16

Mechanical Outline

Reference drawing showing selected dimensions in mm. Use the complete installation drawing for mounting.

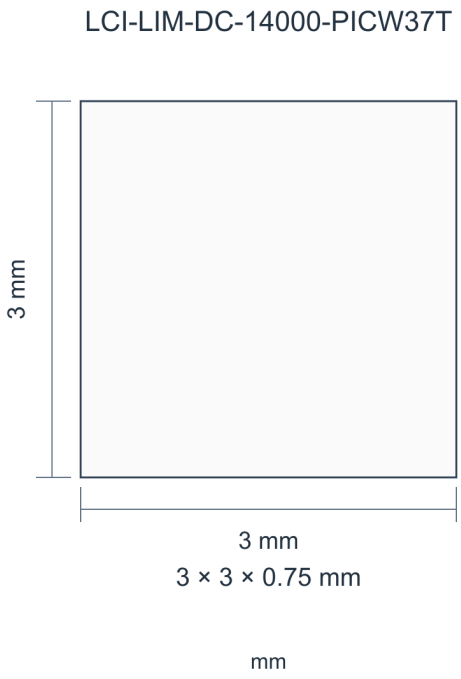

Performance curves

Read each figure with its stated operating conditions.

Input/output matching; Insertion loss.

Figure notes: TA=+25°C. Readings are approximate. Read each trace with the conditions shown in its plot.

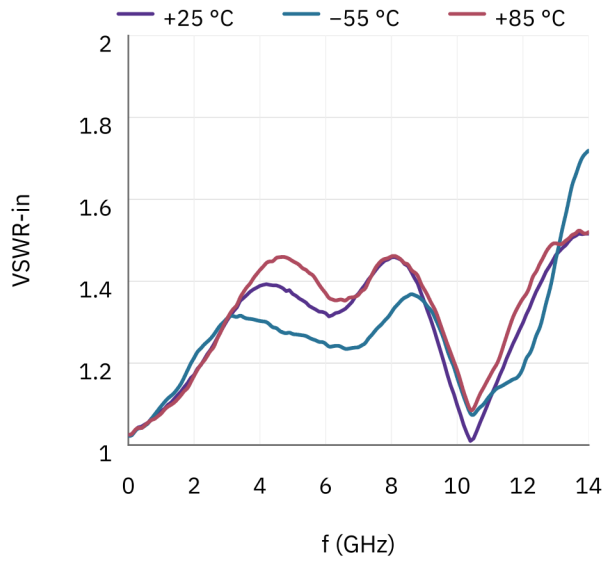

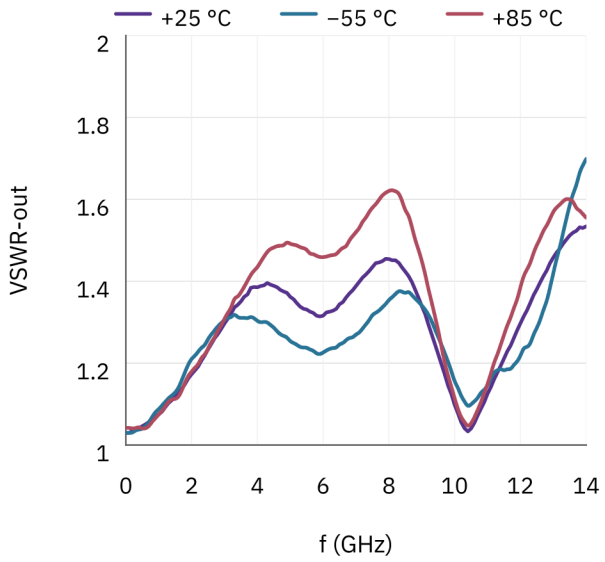

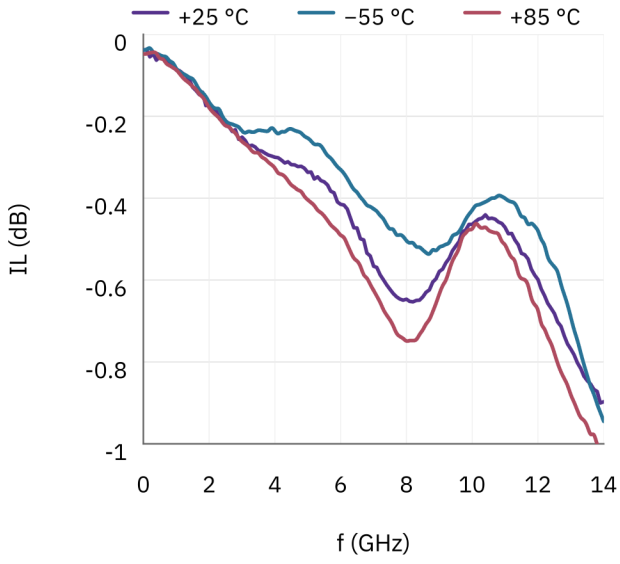

Document notice

Specifications are subject to revision. Before design release, confirm the current document revision and product-specific requirements with LCRF. The approved quotation and order documentation define the supplied configuration.