12000–18000 MHz GaAs PIN RF Limiter Die

LCI-LIM-12000-18000-PIP43MAX is a GaAs PIN limiter bare die for 12000–18000 MHz, designed to limit RF power ahead of power-sensitive components.



Insertion loss: 0.6 dB (typical) / 0.7 dB (maximum); Limiting level: 16.5 dBm (typical) / 17.5 dBm (maximum); Maximum pulsed input power: 43 dBm (maximum) (τ = 1 ms; D = 20%). Die dimensions: 1.4 × 0.8 × 0.1 mm.

RF characteristics

TA = +25 °C

Parameter	Symbol	Minimum	Typical	Maximum	Value	Unit
Operating frequency	-	12000	-	18000	-	MHz
Insertion loss	-	-	0.6	0.7	-	dB
Input VSWR	-	-	1.4	-	-	-
Output VSWR	-	-	1.4	-	-	-
Limiting level	-	-	16.5	17.5	-	dBm
Maximum pulsed input power	-	-	-	43	τ = 1 ms; D = 20%	dBm

Environmental specifications

Parameter	Symbol	Minimum	Typical	Maximum	Unit
Storage temperature	-	-65	-	150	°C
Operating temperature	-	-55	-	125	°C

Bond-pad assignments

Pins	Symbol	Function	Notes
2	RFin	RF input	50 Ω
5	RFout	RF output	50 Ω
1, 3, 4, 6	GND	Ground pad for probe testing	-

Die dimensions

Parameter	Value	Unit
Die dimensions	1.4 × 0.8 × 0.1	mm

Partial dimensional reference in mm. Fabrication and wire bonding require complete drawings.



Current publication record · 1.7 · 2026-11-12. Product description or editorial content updated. Replaces revision 1.6.

Die integration and bias sequencing

Input and output DC-blocking capacitors are integrated.

Performance curves

Each performance plot applies to its stated operating conditions.

Input/output matching; Insertion loss.

Figure notes: TA=+25°C. Readings are approximate.

VSWR

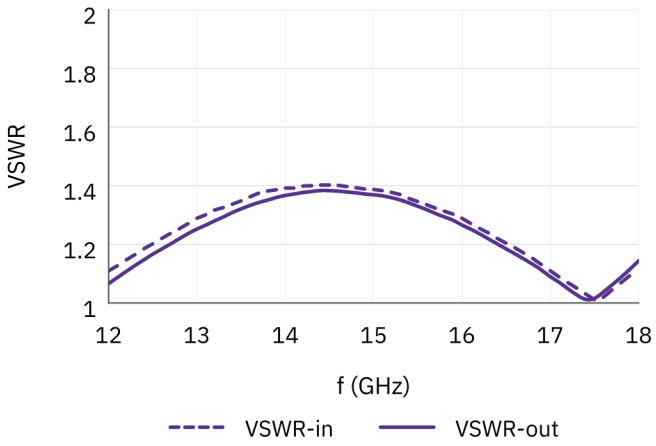

IL

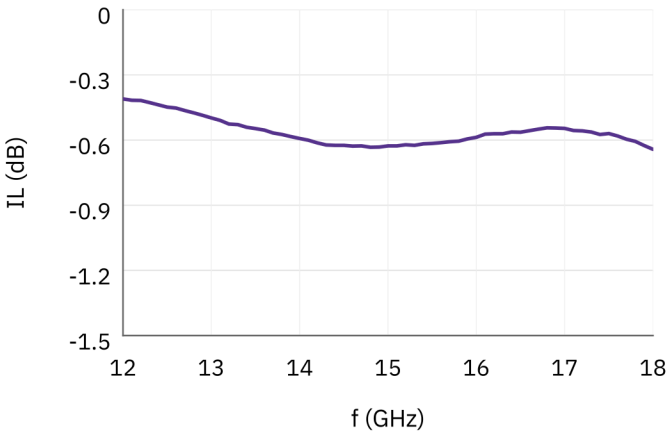

Document notice

Specifications are subject to revision. Before design release, confirm the current document revision and product-specific requirements with LCRF. The approved quotation and order documentation define the supplied configuration.