2000–6000 MHz GaAs slope equalizer die

LCEQ-2000-6000-D — 2000–6000 MHz GaAs slope equalizer die.

Equalization amount: 5.5 dB; Insertion loss @ 2000 MHz: 0.6 dB; Insertion loss @ 6000 MHz: 6.1 dB. Die dimensions: 0.8 × 0.9 × 0.1 mm.



RF characteristics

Parameter	Symbol	Minimum	Typical	Maximum	Value	Unit
Operating frequency	-	2000	-	6000	-	MHz
Equalization amount	-	-	-	-	5.5	dB
Insertion loss @ 2000 MHz	-	-	-	-	0.6	dB
Insertion loss @ 6000 MHz	-	-	-	-	6.1	dB
Input/output VSWR	-	-	-	-	1.2	-

Absolute limits

Parameter	Symbol	Minimum	Typical	Maximum	Unit
Maximum input power	-	-	-	30	dBm

Environmental specifications

Parameter	Symbol	Minimum	Typical	Maximum	Unit
Storage temperature	-	-65	-	150	°C
Operating temperature	-	-55	-	125	°C

Bond-pad assignments

Pins	Symbol	Function	Notes
1, 3, 4, 6	GND	Ground	-
2	RF_in	RF input	-
5	RF_out	RF output	-

Die dimensions

Parameter	Value	Unit
Die dimensions	0.8 × 0.9 × 0.1	mm

Reference drawing showing selected dimensions in mm. Use complete drawings for fabrication and wire bonding.



Current publication record · 1.6 · 2026-11-12. Product description or editorial content updated. Replaces revision 1.5.

Performance curves

Read each figure with its stated operating conditions.

Input matching; Output matching; Insertion loss; Phase shift.

Readings are approximate. The vertical axis is labeled P. The phase unit is unspecified.

VSWR-in

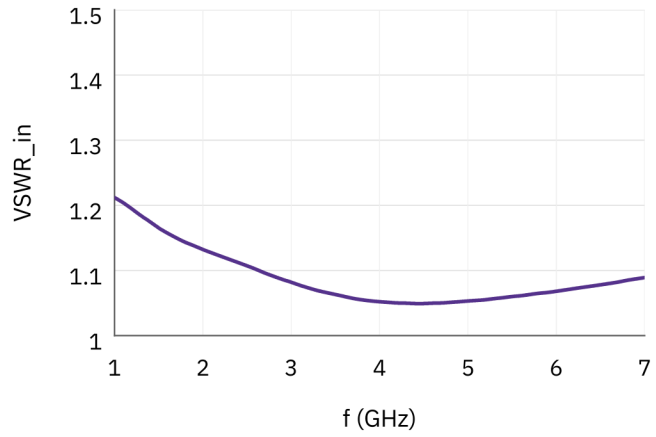

VSWR-out

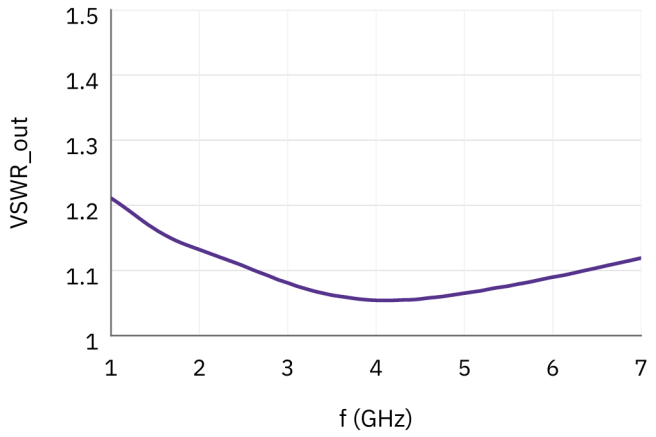

IL

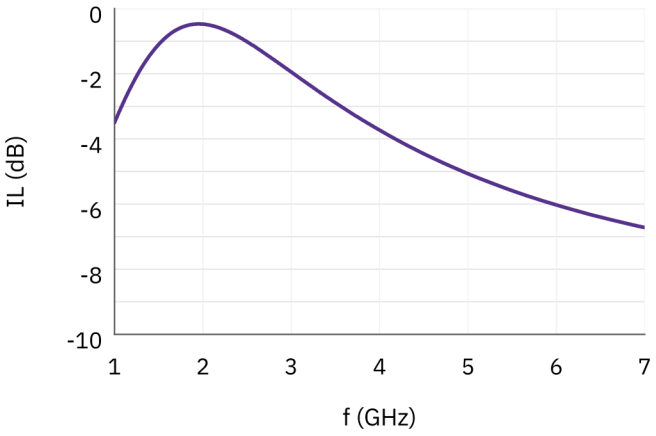

P

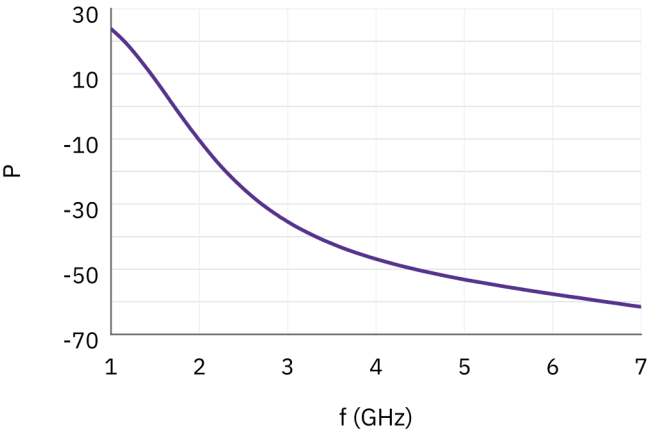

Document notice

Specifications are subject to revision. Before design release, confirm the current document revision and product-specific requirements with LCRF. The approved quotation and order documentation define the supplied configuration.