1000–4000 MHz GaAs IPD 2-way 0° power divider die

LCDIV-1000-4000-2WAY is a GaAs IPD 2-way 0° power divider die operating over 1000–4000 MHz.

Isolation: 18 dB (typical); Input VSWR: 1.4 (typical); Output VSWR: 1.4 (typical).
Die dimensions: 0.9 × 1.2 × 0.1 mm.



RF characteristics

TA = +25 °C

Parameter	Symbol	Minimum	Typical	Maximum	Unit
Operating frequency	-	1000	-	4000	MHz
Isolation	-	-	18	-	dB
Input VSWR	-	-	1.4	-	-
Output VSWR	-	-	1.4	-	-

Absolute limits

Parameter	Symbol	Minimum	Typical	Maximum	Unit
Maximum input power	-	-	-	30	dBm

Environmental specifications

Parameter	Symbol	Minimum	Typical	Maximum	Unit
Storage temperature	-	-65	-	150	°C
Operating temperature	-	-55	-	85	°C

Bond-pad assignments

Pins	Symbol	Function	Notes
1, 3, 4, 6, 7, 9	GND	Ground; no wire bond required	-
2	RFout1	RF output	1
5	RFout2	RF output	2
8	RFin	RF input	-

Die dimensions

Parameter	Value	Unit
Die dimensions	0.9 × 1.2 × 0.1	mm

Reference drawing showing selected dimensions in mm. Use complete drawings for fabrication and wire bonding.



Current publication record · 1.6 · 2026-11-12. Product description or editorial content updated. Replaces revision 1.5.

Performance curves

Read each figure with its stated operating conditions.

Insertion loss; Isolation; Input matching; Output matching.

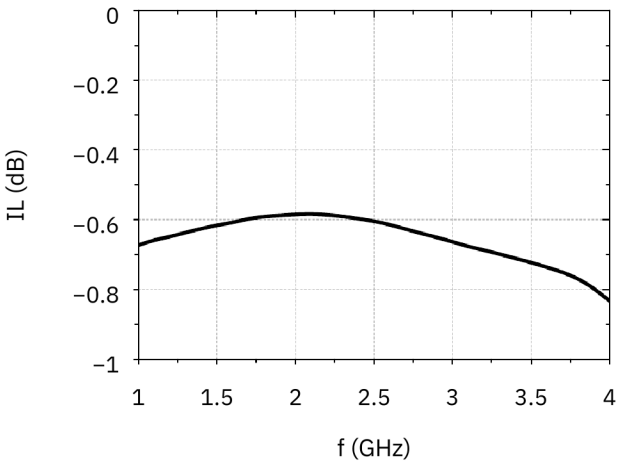

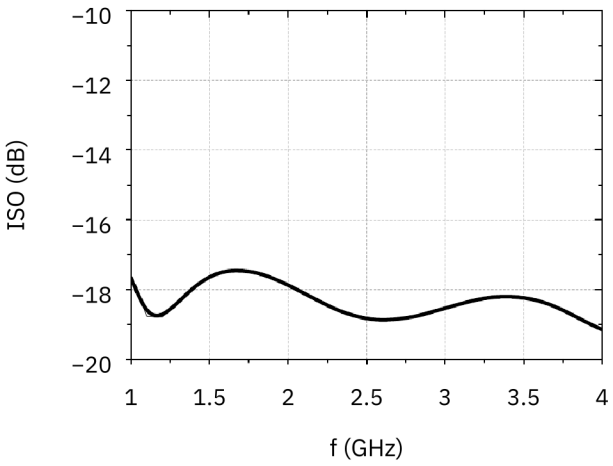

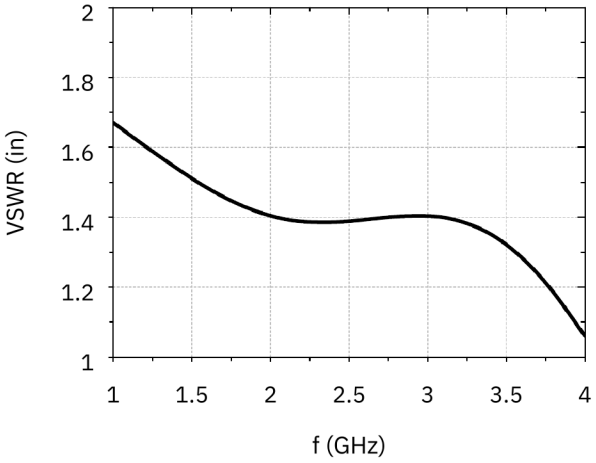

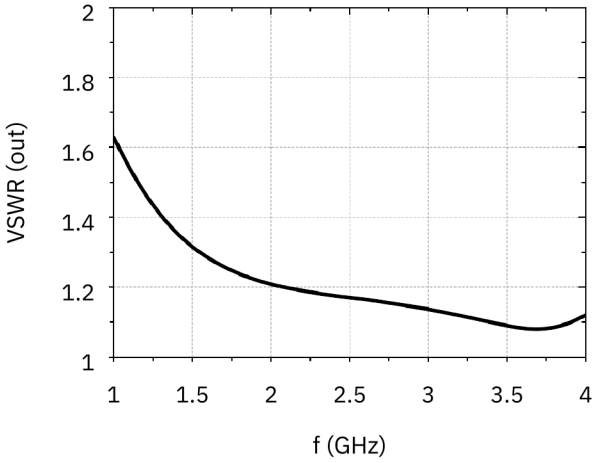

Document notice

Specifications are subject to revision. Before design release, confirm the current document revision and product-specific requirements with LCRF. The approved quotation and order documentation define the supplied configuration.