Product catalog

RF Switch ICs

RF switch ICs route RF and microwave signals between ports. Compare SPST, SPDT and multi-throw topology, reflective or absorptive off states, insertion loss, isolation, return loss, linearity, hot-switch power, timing, control and mismatch behavior.



Products: 15

Revision: 6 · Revision date: 2026-11-11



LCI-SW-1000-12000-SPDT

1000–12000 MHz GaN SPDT MMIC Switch Die

Insertion loss: 1 dB (typical); Isolation: 34 dB (minimum) / 63 dB (maximum); Input power at 0.2 dB compression: 43 dBm (typical). Die dimensions: 2.45 × 1.2 × 0.1 mm.

Operating frequency: Minimum: 1000; Maximum: 12000; Value: 1000–12000; Unit: MHz

Insertion loss: Typical: 1; Unit: dB

Isolation: Minimum: 34; Maximum: 63; Unit: dB

Input power at 0.2 dB compression: Typical: 43; Unit: dBm

TA = +25 °C

Product details Product datasheet



LCI-SW-12000-18000-SPDT

12000–18000 MHz GaN SPDT MMIC Switch Die — IL 1 dB (typical)

12000–18000 MHz; Insertion loss 1 dB (typical); Isolation 38 dB (typical); P0.2dB 44 dBm (typical).

Operating frequency: Symbol: f; Minimum: 12000; Maximum: 18000; Value: 12000–18000; Unit: MHz

Insertion loss: Typical: 1; Maximum: 1.2; Unit: dB

Isolation: Minimum: 36; Typical: 38; Unit: dB

Input power at 0.2 dB compression: Typical: 44; Unit: dBm

TA = +25 °C

Product details Product datasheet



LCI-SW-32000-38000-SPDT

32000–38000 MHz SPDT MMIC Switch Die — IL 1 dB (typical)

32000–38000 MHz; Insertion loss 1 dB (typical); Isolation 20 dB (typical); P0.2dB 42 dBm (typical).

Operating frequency: Symbol: f; Minimum: 32000; Maximum: 38000; Value: 32000–38000; Unit: MHz

Insertion loss: Typical: 1; Unit: dB

Isolation: Typical: 20; Unit: dB

Input power at 0.2 dB compression: Typical: 42; Unit: dBm

Von = -28 V; Voff = 0 V; TA = +25 °C

Product details Product datasheet



LCI-SW-2000-18000-SPDT

2000–18000 MHz SPDT MMIC Switch Die — IL 0.9 dB (typical)

2000–18000 MHz; Insertion loss 0.9 dB (typical); Isolation 23 dB (typical); P0.2dB 37 dBm (typical).

Operating frequency: Symbol: f; Minimum: 2000; Maximum: 18000; Value: 2000–18000; Unit: MHz

Insertion loss: Typical: 0.9; Unit: dB

Isolation: Typical: 23; Unit: dB

Input power at 0.2 dB compression: Typical: 37; Unit: dBm

Von = +28 V; Voff = 0 V; TA = +25 °C

Product details Product datasheet



LCI-SW-100-20000-SP3T-D

100–20000 MHz GaAs SP3T MMIC Switch Die — IL ≤ 2.8 dB (2000–20000 MHz)

100–20000 MHz; Insertion loss (100–2000 MHz) ≤ 1.4 dB; Isolation (100–2000 MHz) ≤ 65 dB.

Operating frequency: Symbol: f; Minimum: 100; Maximum: 20000; Value: 100–20000; Unit: MHz

Insertion loss (100–2000 MHz): Maximum: 1.4; Value: f = 100–2000 MHz; Unit: dB

Insertion loss (2000–20000 MHz): Maximum: 2.8; Value: f = 2000–20000 MHz; Unit: dB

Isolation (100–2000 MHz): Maximum: 65; Value: f = 100–2000 MHz; Unit: dB

TA = +25 °C

Product details Product datasheet



LCI-SW-100-20000-SPDT-D-IL1p6T

100–20000 MHz GaAs SPDT MMIC Switch Die — IL 1.6 dB (typical)

100–20000 MHz; Insertion loss 1.6 dB (typical); Isolation 45 dB (typical).

Operating frequency: Symbol: f; Minimum: 100; Maximum: 20000; Value: 100–20000; Unit: MHz; TA = +25 °C

Insertion loss: Typical: 1.6; Unit: dB; TA = +25 °C

Isolation: Typical: 45; Unit: dB; TA = +25 °C

Negative-supply quiescent current: Typical: 0.0012; Unit: A

Product details Product datasheet



LCI-SW-8000-12000-SPDT

8000–12000 MHz GaN SPDT MMIC Switch Die — IL 0.9 dB (typical)

8000–12000 MHz; Insertion loss 0.9 dB (typical); Isolation 45 dB (typical); P0.2dB 46 dBm (typical).

Operating frequency: Symbol: f; Minimum: 8000; Maximum: 12000; Value: 8000–12000; Unit: MHz

Insertion loss: Typical: 0.9; Unit: dB

Isolation: Typical: 45; Maximum: 50; Unit: dB

Input power at 0.2 dB compression: Typical: 46; Unit: dBm

TA = +25 °C

Product details Product datasheet



LCI-SW-100-20000-SPST-D

100–20000 MHz GaAs SPST MMIC Switch Die — IL ≤ 1.2 dB

100–20000 MHz; Insertion loss ≤ 1.2 dB; Isolation 60 dB (typical).

Operating frequency: Symbol: f; Minimum: 100; Maximum: 20000; Value: 100–20000; Unit: MHz

Insertion loss: Maximum: 1.2; Unit: dB

Isolation: Typical: 60; Unit: dB

Input/output VSWR (on): Typical: 1.1

TA = +25 °C

Product details Product datasheet



LCI-SW-2700-3500-SPDT

2700–3500 MHz GaN SPDT MMIC Switch Die — IL 0.7 dB (typical)

2700–3500 MHz; Insertion loss 0.7 dB (typical); Isolation 41 dB (typical); P0.2dB 51 dBm (typical).

Operating frequency: Symbol: f; Minimum: 2700; Maximum: 3500; Value: 2700–3500; Unit: MHz

Insertion loss: Typical: 0.7; Unit: dB

Isolation: Typical: 41; Maximum: 43; Unit: dB

Input power at 0.2 dB compression: Typical: 51; Unit: dBm

TA = +25 °C

Product details Product datasheet



LCI-SW-100-6000-SPDT

100–6000 MHz GaN SPDT MMIC Switch Die — IL 0.7 dB (typical)

100–6000 MHz; Insertion loss 0.7 dB (typical); Isolation 45 dB (typical); P0.2dB 47 dBm (typical).

Operating frequency: Symbol: f; Minimum: 100; Maximum: 6000; Value: 100–6000; Unit: MHz

Insertion loss: Typical: 0.7; Maximum: 0.8; Unit: dB

Isolation: Typical: 45; Unit: dB

Input power at 0.2 dB compression: Typical: 47; Unit: dBm

TA = +25 °C

Product details Product datasheet



LCI-SW-100-20000-SP4T-D

100–20000 MHz GaAs SP4T MMIC Switch Die — IL −2 dB (typical)

100–20000 MHz; Insertion loss -2 dB (typical); Isolation -50 dB (typical).

Operating frequency: Symbol: f; Minimum: 100; Maximum: 20000; Value: 100–20000; Unit: MHz

Insertion loss: Typical: -2; Unit: dB

Isolation: Typical: -50; Unit: dB

Input VSWR: Typical: 1.3

TA = +25 °C

Product details Product datasheet



LCI-SW-100-20000-SPST-C

100–20000 MHz RF Switch IC — SPST; TTL

100–20000 MHz; SPST; Insertion loss -1.8 dB (typical); Isolation 60 dB (typical).

Operating frequency: Symbol: f; Minimum: 100; Maximum: 20000; Value: 100–20000; Unit: MHz

Insertion loss: Symbol: IL; Typical: -1.8; Unit: dB

Isolation: Symbol: ISO; Typical: 60; Unit: dB

Input/output VSWR (on): Typical: 1.14

TA = +25 °C

Product details Product datasheet



LCI-SW-100-20000-SP3T-C

100–20000 MHz RF Switch IC — SP3T; TTL

100–20000 MHz; SP3T; Insertion loss -3.1 dB (typical); Isolation 50 dB (typical).

Operating frequency: Symbol: f; Minimum: 100; Maximum: 20000; Value: 100–20000; Unit: MHz

Insertion loss: Symbol: IL; Typical: -3.1; Unit: dB

Isolation: Symbol: ISO; Typical: 50; Unit: dB

Input/output VSWR (on): Typical: 1.14

TA = +25 °C

Product details Product datasheet



LCI-SW-100-20000-SP4T-C

100–20000 MHz RF Switch IC — SP4T; TTL

100–20000 MHz; SP4T; Insertion loss -2.6 dB (typical); Isolation -50 dB (typical).

Operating frequency: Symbol: f; Minimum: 100; Maximum: 20000; Value: 100–20000; Unit: MHz

Insertion loss: Symbol: IL; Typical: -2.6; Unit: dB

Isolation: Symbol: ISO; Typical: -50; Unit: dB

Input VSWR: Typical: 1.3

TA = +25 °C

Product details Product datasheet



LCI-SW-100-20000-SPDT-C

100–20000 MHz RF Switch IC — SPDT; TTL

100–20000 MHz; SPDT; Insertion loss -2.2 dB (typical); Isolation -45 dB (typical).

Operating frequency: Symbol: f; Minimum: 100; Maximum: 20000; Value: 100–20000; Unit: MHz

Insertion loss: Symbol: IL; Typical: -2.2; Unit: dB

Isolation: Symbol: ISO; Typical: -45; Unit: dB

Input VSWR: Typical: 1.22

TA = +25 °C

Product details Product datasheet

Document notice

Specifications are subject to revision. Before design release, confirm the current document revision and product-specific requirements with LCRF. The approved quotation and order documentation define the supplied configuration.