Product catalog

Digital Attenuator ICs

Digital attenuator ICs set repeatable RF loss under logic control. Compare frequency coverage, bits, LSB, range, insertion loss, state and step error, phase change, hot-switch power, transition behavior, control interface and settling time.



Products: 4

Revision: 5 · Revision date: 2026-11-11



LCI-ATT-14000-18000-6B-D

14000–18000 MHz 6-Bit GaAs MMIC Digital Attenuator Die

RMS attenuation error: 0.3 dB (typical); Insertion loss: 4 dB (maximum); Attenuation range: 0.5 dB (minimum) / 31.5 dB (maximum). Die dimensions: 2.5 × 1.5 × 0.1 mm.

Operating frequency: Minimum: 14000; Maximum: 18000; Value: 14000–18000; Unit: MHz

Insertion loss: Maximum: 4; Unit: dB

Attenuation range: Minimum: 0.5; Maximum: 31.5; Unit: dB

RMS attenuation error: Typical: 0.3; Unit: dB

TA = +25 °C

Product details Product datasheet



LCI-ATT-DC-8000-6B

DC–8000 MHz 6-Bit GaAs MMIC Digital Attenuator Die

RMS attenuation error: 0.2 dB (typical); Insertion loss: 1.6 dB (typical); Attenuation range: 0.5 dB (minimum) / 31.5 dB (maximum). Die dimensions: 1.9 × 1.1 × 0.1 mm.

Operating frequency: Minimum: 0; Maximum: 8000; Value: DC–8000; Unit: MHz

Insertion loss: Typical: 1.6; Unit: dB

Attenuation range: Minimum: 0.5; Maximum: 31.5; Unit: dB

RMS attenuation error: Typical: 0.2; Unit: dB

TA = +25 °C

Product details Product datasheet



LCI-ATT-100-8000-6B

100–8000 MHz Digital Step Attenuator IC — 6-bit; 0.5 dB

100–8000 MHz; Attenuation range 0.5–31.5 dB; Attenuation accuracy 0.2 dB (typical); Insertion loss 2 dB (typical).

Operating frequency: Symbol: f; Minimum: 100; Maximum: 8000; Value: 100–8000; Unit: MHz

Insertion loss: Typical: 2; Unit: dB

Attenuation range: Minimum: 0.5; Maximum: 31.5; Unit: dB

Attenuation accuracy: Typical: 0.2; Unit: dB

TA = +25 °C

Product details Product datasheet



LCI-ATT-14000-18000-6B-C

14000–18000 MHz Digital Step Attenuator IC — 6-bit; 0.5 dB

14000–18000 MHz; Attenuation range 0.5–31.5 dB; Attenuation accuracy 0.3 dB (typical); Insertion loss 2 dB (typical).

Operating frequency: Symbol: f; Minimum: 14000; Maximum: 18000; Value: 14000–18000; Unit: MHz

Insertion loss: Typical: 2; Unit: dB

Attenuation range: Minimum: 0.5; Maximum: 31.5; Unit: dB

Attenuation accuracy: Typical: 0.3; Unit: dB

TA = +25 °C

Product details Product datasheet

Document notice

Specifications are subject to revision. Before design release, confirm the current document revision and product-specific requirements with LCRF. The approved quotation and order documentation define the supplied configuration.