Product catalog

RF Resistors

RF resistors provide controlled resistance for terminations, attenuators, bias networks and load paths. They are used where impedance accuracy, power dissipation, frequency behavior and package parasitics affect circuit stability.



Products: 4

Revision: 2 · Revision date: 2026-11-11



LCRES-R15OHM

15 Ω GaAs thin-film resistor die

Resistance: 15 Ω (typical); Linear operating current: 0.35 A (typical); Maximum allowable current: 0.8 A (maximum). Plan-view die dimensions: 0.5 × 0.5 mm.

Resistor count: Value: 1

Terminal count: Value: 2

Resistance: Typical: 15; Unit: Ω

Resistance tolerance: Typical: ±5; Unit: %

TA = +25 °C

Product details Product datasheet



LCRES-N2-R20OHM

2 × 20 Ω GaAs thin-film resistor die

Resistance: 20 / 20 Ω (typical); Linear operating current: 0.165 / 0.165 A (typical); Maximum allowable current: 0.33 A (maximum). Plan-view die dimensions: 0.5 × 0.5 mm.

Resistor count: Value: 2

Terminal count: Value: 4

Resistance: Typical: 20 / 20; Unit: Ω

Resistance tolerance: Typical: ±5; Unit: %

TA = +25 °C

Product details Product datasheet



LCRES-R50OHM

50 Ω GaAs thin-film resistor die

Resistance: 50 Ω (typical); Linear operating current: 0.2 A (typical); Maximum allowable current: 0.6 A (maximum). Plan-view die dimensions: 0.5 × 0.5 mm.

Resistor count: Value: 1

Terminal count: Value: 2

Resistance: Typical: 50; Unit: Ω

Resistance tolerance: Typical: ±5; Unit: %

TA = +25 °C

Product details Product datasheet



LCRES-R1000OHM

1000 Ω GaAs thin-film resistor die

Resistance: 1000 Ω (typical); Linear operating current: 0.04 A (typical); Maximum allowable current: 0.08 A (maximum). Plan-view die dimensions: 0.5 × 0.5 mm.

Resistor count: Value: 1

Terminal count: Value: 2

Resistance: Typical: 1000; Unit: Ω

Resistance tolerance: Typical: ±5; Unit: %

TA = +25 °C

Product details Product datasheet

Document notice

Specifications are subject to revision. Before design release, confirm the current document revision and product-specific requirements with LCRF. The approved quotation and order documentation define the supplied configuration.