Product catalog

RF Equalizers

RF equalizers compensate frequency-dependent loss or gain tilt in RF and microwave paths, helping cable runs, amplifier chains and test fixtures maintain a more controlled amplitude response.



Products: 4

Revision: 6 · Revision date: 2026-11-11



LCEQ-8000-12000-D

8000–12000 MHz GaAs slope equalizer die

Equalization amount: 2 dB; Insertion loss @ 8000 MHz: 2.6 dB; Insertion loss @ 12000 MHz: 0.7 dB. Die dimensions: 0.8 × 0.8 × 0.1 mm.

Operating frequency: Minimum: 8000; Maximum: 12000; Value: 8000–12000; Unit: MHz

Equalization amount: Value: 2; Unit: dB

Insertion loss @ 8000 MHz: Value: 2.6; Unit: dB

Insertion loss @ 12000 MHz: Value: 0.7; Unit: dB

Product details Product datasheet



LCEQ-2000-6000-D

2000–6000 MHz GaAs slope equalizer die

Equalization amount: 5.5 dB; Insertion loss @ 2000 MHz: 0.6 dB; Insertion loss @ 6000 MHz: 6.1 dB. Die dimensions: 0.8 × 0.9 × 0.1 mm.

Operating frequency: Minimum: 2000; Maximum: 6000; Value: 2000–6000; Unit: MHz

Equalization amount: Value: 5.5; Unit: dB

Insertion loss @ 2000 MHz: Value: 0.6; Unit: dB

Insertion loss @ 6000 MHz: Value: 6.1; Unit: dB

Product details Product datasheet



LCEQ-8000-12000-C

8000–12000 MHz Packaged RF Equalizer — ΔIL 2 dB; IL -3.1 → -1.1 dB (typical)

8000–12000 MHz; Equalization magnitude 2 dB (typical); Insertion loss at lower band edge -3.1 dB (typical) @ 8000 MHz; Insertion loss at upper band edge -1.1 dB (typical) @ 12000 MHz.

Operating frequency: Symbol: f; Minimum: 8000; Maximum: 12000; Value: 8000–12000; Unit: MHz

Insertion loss at lower band edge: Typical: -3.1; Value: f = 8000 MHz; Unit: dB

Insertion loss at upper band edge: Typical: -1.1; Value: f = 12000 MHz; Unit: dB

Equalization magnitude: Typical: 2; Unit: dB

TA = +25 °C

Product details Product datasheet



LCEQ-2000-6000-C

2000–6000 MHz Packaged RF Equalizer — ΔIL 5.5 dB; IL -1 → -6.5 dB (typical)

2000–6000 MHz; Equalization magnitude 5.5 dB (typical); Insertion loss at lower band edge -1 dB (typical) @ 2000 MHz; Insertion loss at upper band edge -6.5 dB (typical) @ 6000 MHz.

Operating frequency: Symbol: f; Minimum: 2000; Maximum: 6000; Value: 2000–6000; Unit: MHz

Insertion loss at lower band edge: Typical: -1; Value: f = 2000 MHz; Unit: dB

Insertion loss at upper band edge: Typical: -6.5; Value: f = 6000 MHz; Unit: dB

Equalization magnitude: Typical: 5.5; Unit: dB

TA = +25 °C

Product details Product datasheet

Document notice

Specifications are subject to revision. Before design release, confirm the current document revision and product-specific requirements with LCRF. The approved quotation and order documentation define the supplied configuration.