Product catalog

RF Limiters

RF limiters reduce the level passed to a sensitive downstream stage during a large input event. Low-level insertion loss, leakage and recovery define different operating limits.

Products: 26

Revision: 12 · Revision date: 2026-11-12





LCI-LIM-12000-18000-PIP43MAX

12000–18000 MHz GaAs PIN RF Limiter Die

Insertion loss: 0.6 dB (typical) / 0.7 dB (maximum); Limiting level: 16.5 dBm (typical) / 17.5 dBm (maximum); Maximum pulsed input power: 43 dBm (maximum) (τ = 1 ms; D = 20%). Die dimensions: 1.4 × 0.8 × 0.1 mm.

Operating frequency: Minimum: 12000; Maximum: 18000; Value: 12000–18000; Unit: MHz

Insertion loss: Typical: 0.6; Maximum: 0.7; Unit: dB

Input VSWR: Typical: 1.4

Output VSWR: Typical: 1.4

TA = +25 °C

Product details Product datasheet



LCI-LIM-5000-6000

5000–6000 MHz GaAs PIN RF Limiter Die

Insertion loss: 0.45 dB (typical) / 0.5 dB (maximum); Limiting level: 18.5 dBm (typical) / 19.5 dBm (maximum); Maximum pulsed input power: 49 dBm (maximum) (τ = 2 ms; D = 20%); Maximum pulsed input power: 50 dBm (maximum) (τ = 300 µs; D = 30%). Die dimensions: 2 × 1.2 × 0.1 mm.

Operating frequency: Minimum: 5000; Maximum: 6000; Value: 5000–6000; Unit: MHz

Insertion loss: Typical: 0.45; Maximum: 0.5; Unit: dB

Input VSWR: Typical: 1.2; Maximum: 1.3

Output VSWR: Typical: 1.2; Maximum: 1.3

TA = +25 °C

Product details Product datasheet



LCI-LIM-8000-12000-PIP42MAX

8000–12000 MHz GaAs PIN RF Limiter Die

Insertion loss: 0.5 dB (typical); Limiting level: 16 dBm (typical) / 17 dBm (maximum); Maximum pulsed input power: 42 dBm (maximum) (τ = 300 µs; D = 30%). Die dimensions: 2 × 1.2 × 0.1 mm.

Operating frequency: Minimum: 8000; Maximum: 12000; Value: 8000–12000; Unit: MHz

Insertion loss: Typical: 0.5; Unit: dB

Input VSWR: Typical: 1.3

Output VSWR: Typical: 1.3

TA = +25 °C

Product details Product datasheet



LCI-LIM-2000-6000-PIP43MAX

2000–6000 MHz GaAs PIN RF Limiter Die

Insertion loss: 0.3 dB (typical) / 0.4 dB (maximum); Limiting level: 15 dBm (typical) / 16 dBm (maximum); Maximum pulsed input power: 43 dBm (maximum) (τ = 200 µs; D = 20%). Die dimensions: 1.8 × 1.5 × 0.1 mm.

Operating frequency: Minimum: 2000; Maximum: 6000; Value: 2000–6000; Unit: MHz

Insertion loss: Typical: 0.3; Maximum: 0.4; Unit: dB

Input VSWR: Typical: 1.4

Output VSWR: Typical: 1.4

TA = +25 °C

Product details Product datasheet



LCI-LIM-6000-18000-PIP42MAX

6000–18000 MHz GaAs PIN RF Limiter Die

Insertion loss: 0.8 dB (typical); Limiting level: 16.5 dBm (typical) / 17.5 dBm (maximum); Maximum pulsed input power: 42 dBm (maximum) (τ = 300 µs; D = 30%). Die dimensions: 1.6 × 0.8 × 0.1 mm.

Operating frequency: Minimum: 6000; Maximum: 18000; Value: 6000–18000; Unit: MHz

Insertion loss: Typical: 0.8; Unit: dB

Input VSWR: Typical: 1.6

Output VSWR: Typical: 1.6

TA = +25 °C

Product details Product datasheet



LCI-LIM-6000-18000-PIP41MAX

6000–18000 MHz GaAs PIN RF Limiter Die

Insertion loss: 0.6 dB (typical); Limiting level: 16 dBm (typical) / 17 dBm (maximum); Maximum pulsed input power: 41 dBm (maximum) (τ = 300 µs; D = 30%). Die dimensions: 1.6 × 0.85 × 0.1 mm.

Operating frequency: Minimum: 6000; Maximum: 18000; Value: 6000–18000; Unit: MHz

Insertion loss: Typical: 0.6; Unit: dB

Input VSWR: Typical: 1.5

Output VSWR: Typical: 1.5

TA = +25 °C

Product details Product datasheet



LCI-LIM-8000-12000-PIP48MAX

8000–12000 MHz GaAs PIN RF Limiter Die

Insertion loss: 0.8 dB (typical); Limiting level: 16 dBm (typical) / 17 dBm (maximum); Maximum pulsed input power: 48 dBm (maximum) (τ = 300 µs; D = 30%); Maximum input power: 46 dBm (maximum) (CW). Die dimensions: 1.85 × 1.1 × 0.1 mm.

Operating frequency: Minimum: 8000; Maximum: 12000; Value: 8000–12000; Unit: MHz

Insertion loss: Typical: 0.8; Unit: dB

Input VSWR: Typical: 1.5

Output VSWR: Typical: 1.5

TA = +25 °C

Product details Product datasheet



LCI-LIM-DC-14000-PICW37MAX

DC–14000 MHz GaAs PIN RF Limiter Die

Insertion loss: 0.4 dB (typical) / 0.5 dB (maximum); Limiting level: 16 dBm (typical) / 17 dBm (maximum); Maximum input power: 37 dBm (maximum) (CW). Die dimensions: 1.25 × 0.65 × 0.1 mm.

Operating frequency: Minimum: 0; Maximum: 14000; Value: DC–14000; Unit: MHz

Insertion loss: Typical: 0.4; Maximum: 0.5; Unit: dB

Input VSWR: Typical: 1.3

Output VSWR: Typical: 1.3

TA = +25 °C

Product details Product datasheet



LCI-LIM-8000-12000-PIP45MAX

8000–12000 MHz GaAs PIN RF Limiter Die

Insertion loss: 0.6 dB (typical) / 0.7 dB (maximum); Limiting level: 15 dBm (typical) / 16 dBm (maximum); Maximum pulsed input power: 45 dBm (maximum) (τ = 300 µs; D = 30%). Die dimensions: 2 × 1.1 × 0.1 mm.

Operating frequency: Minimum: 8000; Maximum: 12000; Value: 8000–12000; Unit: MHz

Insertion loss: Typical: 0.6; Maximum: 0.7; Unit: dB

Input VSWR: Typical: 1.6

Output VSWR: Typical: 1.6

TA = +25 °C

Product details Product datasheet



LCI-LIM-8000-12000-PIP37MAX

8000–12000 MHz GaAs PIN RF Limiter Die

Insertion loss: 0.3 dB (typical); Limiting level: 17 dBm (typical) / 18 dBm (maximum); Maximum pulsed input power: 37 dBm (maximum) (τ = 300 µs; D = 30%). Die dimensions: 1.6 × 0.9 × 0.1 mm.

Operating frequency: Minimum: 8000; Maximum: 12000; Value: 8000–12000; Unit: MHz

Insertion loss: Typical: 0.3; Unit: dB

Input VSWR: Typical: 1.2; Maximum: 1.3

Output VSWR: Typical: 1.2; Maximum: 1.3

TA = +25 °C

Product details Product datasheet



LCI-LIM-8000-12000-PIP37MAX-M

8000–12000 MHz GaAs PIN RF Limiter Die

Insertion loss: 0.3 dB (typical); Limiting level: 17 dBm (typical) / 18 dBm (maximum); Maximum pulsed input power: 37 dBm (maximum) (τ = 300 µs; D = 30%). Die dimensions: 1.6 × 0.9 × 0.1 mm.

Operating frequency: Minimum: 8000; Maximum: 12000; Value: 8000–12000; Unit: MHz

Insertion loss: Typical: 0.3; Unit: dB

Input VSWR: Typical: 1.2; Maximum: 1.3

Output VSWR: Typical: 1.2; Maximum: 1.3

TA = +25 °C

Product details Product datasheet



LCI-LIM-10000-18000-PIP45MAX

10000–18000 MHz GaAs PIN RF Limiter Die

Insertion loss: 0.8 dB (typical); Limiting level: 17 dBm (typical) / 18 dBm (maximum); Maximum pulsed input power: 45 dBm (maximum) (τ = 200 µs; D = 30%). Die dimensions: 1.6 × 0.85 × 0.1 mm.

Operating frequency: Minimum: 10000; Maximum: 18000; Value: 10000–18000; Unit: MHz

Insertion loss: Typical: 0.8; Unit: dB

Input VSWR: Typical: 1.6; Maximum: 1.8

Output VSWR: Typical: 1.6; Maximum: 1.8

TA = +25 °C

Product details Product datasheet



LCI-LIM-DC-6000-PIP45MAX

DC–6000 MHz GaAs PIN RF Limiter Die

Insertion loss: 0.35 dB (typical) / 0.4 dB (maximum); Limiting level: 15 dBm (typical) / 16 dBm (maximum); Maximum pulsed input power: 45 dBm (maximum) (τ = 300 µs; D = 30%). Die dimensions: 2.1 × 1.25 × 0.1 mm.

Operating frequency: Minimum: 0; Maximum: 6000; Value: DC–6000; Unit: MHz

Insertion loss: Typical: 0.35; Maximum: 0.4; Unit: dB

Input VSWR: Typical: 1.4; Maximum: 1.5

Output VSWR: Typical: 1.4; Maximum: 1.5

TA = +25 °C

Product details Product datasheet



LCI-LIM-2000-4000-PIP51MAX

2000–4000 MHz GaAs PIN RF Limiter Die

Insertion loss: 0.4 dB (typical); Limiting level: 16 dBm (typical) / 17 dBm (maximum); Maximum pulsed input power: 51 dBm (maximum) (τ = 100 µs; D = 10%); Maximum input power: 48 dBm (maximum) (CW). Die dimensions: 2.6 × 1.5 × 0.1 mm.

Operating frequency: Minimum: 2000; Maximum: 4000; Value: 2000–4000; Unit: MHz

Insertion loss: Typical: 0.4; Unit: dB

Input VSWR: Typical: 1.3

Output VSWR: Typical: 1.3

TA = +25 °C

Product details Product datasheet



LCI-LIM-12000-18000-PIP43U

12000–18000 MHz GaAs Packaged RF Limiter — Pp 43 dBm; PW = 1 ms; D = 20%

12000–18000 MHz; Insertion loss 1.2 dB (typical); Limiting level 16 dBm (typical); Input power handling 43 dBm; PW = 1 ms; D = 20%.

Operating frequency: Symbol: f; Minimum: 12000; Maximum: 18000; Value: 12000–18000; Unit: MHz

Insertion loss: Symbol: IL; Typical: 1.2; Unit: dB

Limiting level: Symbol: PLim; Typical: 16; Unit: dBm

Input power handling: Symbol: Pp; Value: 43 (PW = 1 ms; D = 20%); Unit: dBm

TA = +25 °C

Product details Product datasheet



LCI-LIM-5000-6000-PIP49U

5000–6000 MHz GaAs Packaged RF Limiter — Pp 49 dBm; PW = 2 ms; D = 20%

5000–6000 MHz; Insertion loss 0.9 dB (typical); Limiting level 15 dBm (typical); Input power handling 49 dBm; PW = 2 ms; D = 20%.

Operating frequency: Symbol: f; Minimum: 5000; Maximum: 6000; Value: 5000–6000; Unit: MHz

Insertion loss: Symbol: IL; Typical: 0.9; Unit: dB

Limiting level: Symbol: PLim; Typical: 15; Unit: dBm

Input power handling: Symbol: Pp; Value: 49 (PW = 2 ms; D = 20%); Unit: dBm

TA = +25 °C

Product details Product datasheet



LCI-LIM-8000-12000-PIP42U

8000–12000 MHz GaAs Packaged RF Limiter — Pp 42 dBm; PW = 4 ms; D = 20%

8000–12000 MHz; Insertion loss 0.9 dB (typical); Limiting level 14 dBm (typical); Input power handling 42 dBm; PW = 4 ms; D = 20%.

Operating frequency: Symbol: f; Minimum: 8000; Maximum: 12000; Value: 8000–12000; Unit: MHz

Insertion loss: Symbol: IL; Typical: 0.9; Unit: dB

Limiting level: Symbol: PLim; Typical: 14; Unit: dBm

Input power handling: Symbol: Pp; Value: 42 (PW = 4 ms; D = 20%); Unit: dBm

TA = +25 °C

Product details Product datasheet



LCI-LIM-2000-6000-PIP43U

2000–6000 MHz GaAs Packaged RF Limiter — Pp 43 dBm; PW = 200 µs; D = 20%

2000–6000 MHz; Insertion loss 0.6 dB (typical); Limiting level 15 dBm (typical); Input power handling 43 dBm; PW = 200 µs; D = 20%.

Operating frequency: Symbol: f; Minimum: 2000; Maximum: 6000; Value: 2000–6000; Unit: MHz

Insertion loss: Symbol: IL; Typical: 0.6; Unit: dB

Limiting level: Symbol: PLim; Typical: 15; Unit: dBm

Input power handling: Symbol: Pp; Value: 43 (PW = 200 µs; D = 20%); Unit: dBm

TA = +25 °C

Product details Product datasheet



LCI-LIM-6000-18000-PIP42U

6000–18000 MHz GaAs Packaged RF Limiter — Pp 42 dBm; PW = 300 µs; D = 30%

6000–18000 MHz; Insertion loss 1.3 dB (typical); Limiting level 17 dBm (typical); Input power handling 42 dBm; PW = 300 µs; D = 30%.

Operating frequency: Symbol: f; Minimum: 6000; Maximum: 18000; Value: 6000–18000; Unit: MHz

Insertion loss: Symbol: IL; Typical: 1.3; Unit: dB

Limiting level: Symbol: PLim; Typical: 17; Unit: dBm

Input power handling: Symbol: Pp; Value: 42 (PW = 300 µs; D = 30%); Unit: dBm

TA = +25 °C

Product details Product datasheet



LCI-LIM-6000-18000-PIP41U

6000–18000 MHz GaAs Packaged RF Limiter — Pp 41 dBm; PW = 300 µs; D = 30%

6000–18000 MHz; Insertion loss 1.2 dB (typical); Limiting level 17 dBm (typical); Input power handling 41 dBm; PW = 300 µs; D = 30%.

Operating frequency: Symbol: f; Minimum: 6000; Maximum: 18000; Value: 6000–18000; Unit: MHz

Insertion loss: Symbol: IL; Typical: 1.2; Unit: dB

Limiting level: Symbol: PLim; Typical: 17; Unit: dBm

Input power handling: Symbol: Pp; Value: 41 (PW = 300 µs; D = 30%); Unit: dBm

TA = +25 °C

Product details Product datasheet



LCI-LIM-8000-12000-PIP48U

8000–12000 MHz GaAs Packaged RF Limiter — Pp 48 dBm; PW = 300 µs; D = 30%

8000–12000 MHz; Insertion loss 1.2 dB (typical); Limiting level 16 dBm (typical); Input power handling 48 dBm; PW = 300 µs; D = 30%.

Operating frequency: Symbol: f; Minimum: 8000; Maximum: 12000; Value: 8000–12000; Unit: MHz

Insertion loss: Symbol: IL; Typical: 1.2; Unit: dB

Limiting level: Symbol: PLim; Typical: 16; Unit: dBm

Input power handling: Symbol: Pp; Value: 48 (PW = 300 µs; D = 30%); Unit: dBm

TA = +25 °C

Product details Product datasheet



LCI-LIM-8000-12000-PIP45U

8000–12000 MHz GaAs Packaged RF Limiter — Pp 45 dBm; PW = 300 µs; D = 30%

8000–12000 MHz; Insertion loss 1 dB (typical); Limiting level 15 dBm (typical); Input power handling 45 dBm; PW = 300 µs; D = 30%.

Operating frequency: Symbol: f; Minimum: 8000; Maximum: 12000; Value: 8000–12000; Unit: MHz

Insertion loss: Symbol: IL; Typical: 1; Unit: dB

Limiting level: Symbol: PLim; Typical: 15; Unit: dBm

Input power handling: Symbol: Pp; Value: 45 (PW = 300 µs; D = 30%); Unit: dBm

TA = +25 °C

Product details Product datasheet



LCI-LIM-1000-6000-PICW46U

1000–6000 MHz GaAs Packaged RF Limiter — Pp 46 dBm; CW

1000–6000 MHz; Insertion loss 0.8 dB (typical); Limiting level 16 dBm (typical); Input power handling 46 dBm; CW.

Operating frequency: Symbol: f; Minimum: 1000; Maximum: 6000; Value: 1000–6000; Unit: MHz

Insertion loss: Symbol: IL; Typical: 0.8; Unit: dB

Limiting level: Symbol: PLim; Typical: 16; Unit: dBm

Input power handling: Symbol: Pp; Value: 46 (CW); Unit: dBm

TA = +25 °C

Product details Product datasheet



LCI-LIM-10000-18000-PIP45U

10000–18000 MHz GaAs Packaged RF Limiter — Pp 45 dBm; PW = 200 µs; D = 30%

10000–18000 MHz; Insertion loss 1.4 dB (typical); Limiting level 17 dBm (typical); Input power handling 45 dBm; PW = 200 µs; D = 30%.

Operating frequency: Symbol: f; Minimum: 10000; Maximum: 18000; Value: 10000–18000; Unit: MHz

Insertion loss: Symbol: IL; Typical: 1.4; Unit: dB

Limiting level: Symbol: PLim; Typical: 17; Unit: dBm

Input power handling: Symbol: Pp; Value: 45 (PW = 200 µs; D = 30%); Unit: dBm

TA = +25 °C

Product details Product datasheet



LCI-LIM-DC-6000-PIP45U

DC–6000 MHz GaAs Packaged RF Limiter — Pp 45 dBm; PW = 300 µs; D = 30%

DC–6000 MHz; Insertion loss 0.65 dB (typical); Limiting level 15 dBm (typical); Input power handling 45 dBm; PW = 300 µs; D = 30%.

Operating frequency: Symbol: f; Minimum: DC; Maximum: 6000; Value: DC–6000; Unit: MHz

Insertion loss: Symbol: IL; Typical: 0.65; Unit: dB

Limiting level: Symbol: PLim; Typical: 15; Unit: dBm

Input power handling: Symbol: Pp; Value: 45 (PW = 300 µs; D = 30%); Unit: dBm

TA = +25 °C

Product details Product datasheet



LCI-LIM-DC-14000-PICW37T

DC–14000 MHz GaAs Packaged RF Limiter — Pp 37 dBm; CW

DC–14000 MHz; Insertion loss 0.5 dB (typical); Limiting level 15 dBm (typical); Input power handling 37 dBm (typical); CW.

Operating frequency: Symbol: f; Minimum: DC; Maximum: 14000; Value: DC–14000; Unit: MHz

Insertion loss: Symbol: IL; Minimum: 0.1; Typical: 0.5; Maximum: 0.65; Unit: dB

Limiting level: Symbol: PLim; Typical: 15; Unit: dBm

Input power handling: Symbol: Pp; Typical: 37; Value: CW; Unit: dBm

TA = +25 °C

Product details Product datasheet

Document notice

Specifications are subject to revision. Before design release, confirm the current document revision and product-specific requirements with LCRF. The approved quotation and order documentation define the supplied configuration.